

ISSN 2518-170X (Online),
ISSN 2224-5278 (Print)

ҚАЗАҚСТАН РЕСПУБЛИКАСЫ
ҰЛТТЫҚ ҒЫЛЫМ АКАДЕМИЯСЫ
Satbayev University

Х А Б А Р Л А Р Ы

ИЗВЕСТИЯ

НАЦИОНАЛЬНОЙ АКАДЕМИИ
НАУК РЕСПУБЛИКИ
КАЗАХСТАН
Satbayev University

N E W S

OF THE ACADEMY OF SCIENCES
OF THE REPUBLIC OF
KAZAKHSTAN
Satbayev University

SERIES
OF GEOLOGY AND TECHNICAL SCIENCES

2 (452)
MARCH – APRIL 2022

THE JOURNAL WAS FOUNDED IN 1940

PUBLISHED 6 TIMES A YEAR

ALMATY, NAS RK

NAS RK is pleased to announce that News of NAS RK. Series of geology and technical sciences scientific journal has been accepted for indexing in the Emerging Sources Citation Index, a new edition of Web of Science. Content in this index is under consideration by Clarivate Analytics to be accepted in the Science Citation Index Expanded, the Social Sciences Citation Index, and the Arts & Humanities Citation Index. The quality and depth of content Web of Science offers to researchers, authors, publishers, and institutions sets it apart from other research databases. The inclusion of News of NAS RK. Series of geology and technical sciences in the Emerging Sources Citation Index demonstrates our dedication to providing the most relevant and influential content of geology and engineering sciences to our community.

Қазақстан Республикасы Ұлттық ғылым академиясы «ҚР ҰҒА Хабарлары. Геология және техникалық ғылымдар сериясы» ғылыми журналының Web of Science-тің жаңаланған нұсқасы Emerging Sources Citation Index-те индекстелуге қабылданғанын хабарлайды. Бұл индекстелу барысында Clarivate Analytics компаниясы журналды одан әрі the Science Citation Index Expanded, the Social Sciences Citation Index және the Arts & Humanities Citation Index-ке қабылдау мәселесін қарастыруда. Web of Science зерттеушілер, авторлар, баспашылар мен мекемелерге контент тереңдігі мен сапасын ұсынады. ҚР ҰҒА Хабарлары. Геология және техникалық ғылымдар сериясы Emerging Sources Citation Index-ке енуі біздің қоғамдастық үшін ең өзекті және беделді геология және техникалық ғылымдар бойынша контентке адалдығымызды білдіреді.

НАН РК сообщает, что научный журнал «Известия НАН РК. Серия геологии и технических наук» был принят для индексирования в Emerging Sources Citation Index, обновленной версии Web of Science. Содержание в этом индексировании находится в стадии рассмотрения компанией Clarivate Analytics для дальнейшего принятия журнала в the Science Citation Index Expanded, the Social Sciences Citation Index и the Arts & Humanities Citation Index. Web of Science предлагает качество и глубину контента для исследователей, авторов, издателей и учреждений. Включение Известия НАН РК. Серия геологии и технических наук в Emerging Sources Citation Index демонстрирует нашу приверженность к наиболее актуальному и влиятельному контенту по геологии и техническим наукам для нашего сообщества.

Бас редактор

ЖҰРЫНОВ Мұрат Жұрынұлы, химия ғылымдарының докторы, профессор, ҚР ҰҒА академигі, Қазақстан Республикасы Ұлттық Ғылым академиясының президенті, АҚ «Д.В. Сокольский атындағы отын, катализ және электрохимия институтының» бас директоры (Алматы, Қазақстан) **Н = 4**

Ғылыми хатшы

АБСАДЫКОВ Бахыт Нарикбайұлы, техника ғылымдарының докторы, профессор, ҚР ҰҒА жауапты хатшысы, А.Б. Бектұров атындағы химия ғылымдары институты (Алматы, Қазақстан) **Н = 5**

Редакциялық алқа:

ӘБСАМЕТОВ Мәліс Құдысұлы (бас редактордың орынбасары), геология-минералогия ғылымдарының докторы, профессор, ҚР ҰҒА академигі, «У.М. Ахмедсафина атындағы гидрогеология және геоэкология институтының» директоры (Алматы, Қазақстан) **Н = 2**

ЖОЛТАЕВ Герой Жолтайұлы (бас редактордың орынбасары), геология-минералогия ғылымдарының докторы, профессор, Қ.И. Сатпаев атындағы геология ғылымдары институтының директоры (Алматы, Қазақстан) **Н = 2**

СНОУ Дэниел, Ph.D, қауымдастырылған профессор, Небраска университетінің Су ғылымдары зертханасының директоры (Небраска штаты, АҚШ) **Н = 32**

ЗЕЛЬТМАН Реймар, Ph.D, табиғи тарих мұражайының Жер туралы ғылымдар бөлімінде петрология және пайдалы қазбалар кен орындары саласындағы зерттеулердің жетекшісі (Лондон, Англия) **Н = 37**

ПАНФИЛОВ Михаил Борисович, техника ғылымдарының докторы, Нанси университетінің профессоры (Нанси, Франция) **Н = 15**

ШЕН Пин, Ph.D, Қытай геологиялық қоғамының тау геологиясы комитеті директорының орынбасары, Американдық экономикалық геологтар қауымдастығының мүшесі (Пекин, Қытай) **Н = 25**

ФИШЕР Аксель, Ph.D, Дрезден техникалық университетінің қауымдастырылған профессоры (Дрезден, Берлин) **Н = 6**

КОНТОРОВИЧ Алексей Эмильевич, геология-минералогия ғылымдарының докторы, профессор, РФА академигі, А.А. Трофимука атындағы мұнай-газ геологиясы және геофизика институты (Новосибирск, Ресей) **Н = 19**

АГАБЕКОВ Владимир Енокович, химия ғылымдарының докторы, Беларусь ҰҒА академигі, Жаңа материалдар химиясы институтының құрметті директоры (Минск, Беларусь) **Н = 13**

КАТАЛИН Стефан, Ph.D, Дрезден техникалық университетінің қауымдастырылған профессоры (Дрезден, Берлин) **Н = 20**

СЕЙТМҰРАТОВА Элеонора Юсуповна, геология-минералогия ғылымдарының докторы, профессор, ҚР ҰҒА корреспондент-мүшесі, Қ.И. Сатпаев атындағы Геология ғылымдары институты зертханасының меңгерушісі (Алматы, Қазақстан) **Н = 11**

САҒЫНТАЕВ Жанай, Ph.D, қауымдастырылған профессор, Назарбаев университеті (Нұр-Сұлтан, Қазақстан) **Н = 11**

ФРАТТИНИ Паоло, Ph.D, Бикокк Милан университеті қауымдастырылған профессоры (Милан, Италия) **Н = 28**

«ҚР ҰҒА Хабарлары. Геология және техникалық ғылымдар сериясы».

ISSN 2518-170X (Online),

ISSN 2224-5278 (Print)

Меншіктеуші: «Қазақстан Республикасының Ұлттық ғылым академиясы» РҚБ (Алматы қ.).

Қазақстан Республикасының Ақпарат және қоғамдық даму министрлігінің Ақпарат комитетінде 29.07.2020 ж. берілген № **KZ39VPY00025420** мерзімдік басылым тіркеуіне қойылу туралы куәлік.

Тақырыптық бағыты: *геология, мұнай және газды өңдеудің химиялық технологиялары, мұнай химиясы, металдарды алу және олардың қосындыларының технологиясы.*

Мерзімділігі: жылына 6 рет.

Тиражы: 300 дана.

Редакцияның мекен-жайы: 050010, Алматы қ., Шевченко көш., 28, 219 бөл., тел.: 272-13-19

<http://www.geolog-technical.kz/index.php/en/>

© Қазақстан Республикасының Ұлттық ғылым академиясы, 2022

Типографияның мекен-жайы: «Аруна» ЖК, Алматы қ., Мұратбаев көш., 75.

Главный редактор

ЖУРИНОВ Мурат Журинович, доктор химических наук, профессор, академик НАН РК, президент Национальной академии наук Республики Казахстан, генеральный директор АО «Институт топлива, катализа и электрохимии им. Д.В. Сокольского» (Алматы, Казахстан) **Н = 4**

Ученый секретарь

АБСАДЫКОВ Бахыт Нарикбаевич, доктор технических наук, профессор, ответственный секретарь НАН РК, Институт химических наук им. А.Б. Бектурова (Алматы, Казахстан) **Н = 5**

Редакционная коллегия:

АБСАМЕТОВ Малис Кудысович, (заместитель главного редактора), доктор геологоминералогических наук, профессор, академик НАН РК, директор Института гидрогеологии и геоэкологии им. У.М. Ахмедсафина (Алматы, Казахстан) **Н = 2**

ЖОЛТАЕВ Герой Жолтаевич, (заместитель главного редактора), доктор геологоминералогических наук, профессор, директор Института геологических наук им. К.И. Сатпаева (Алматы, Казахстан) **Н=2**

СНОУ Дэниел, Ph.D, ассоциированный профессор, директор Лаборатории водных наук университета Небраски (штат Небраска, США) **Н = 32**

ЗЕЛЬТМАН Реймар, Ph.D, руководитель исследований в области петрологии и месторождений полезных ископаемых в Отделе наук о Земле Музея естественной истории (Лондон, Англия) **Н = 37**

ПАНФИЛОВ Михаил Борисович, доктор технических наук, профессор Университета Нанси (Нанси, Франция) **Н=15**

ШЕН Пин, Ph.D, заместитель директора Комитета по горной геологии Китайского геологического общества, член Американской ассоциации экономических геологов (Пекин, Китай) **Н = 25**

ФИШЕР Аксель, ассоциированный профессор, Ph.D, технический университет Дрезден (Дрезден, Берлин) **Н = 6**

КОНТОРОВИЧ Алексей Эмильевич, доктор геолого-минералогических наук, профессор, академик РАН, Институт нефтегазовой геологии и геофизики им. А.А. Трофимука СО РАН (Новосибирск, Россия) **Н = 19**

АГАБЕКОВ Владимир Енокович, доктор химических наук, академик НАН Беларуси, почетный директор Института химии новых материалов (Минск, Беларусь) **Н = 13**

КАТАЛИН Стефан, Ph.D, ассоциированный профессор, Технический университет (Дрезден, Берлин) **Н = 20**

СЕЙТМУРАТОВА Элеонора Юсуповна, доктор геолого-минералогических наук, профессор, член-корреспондент НАН РК, заведующая лабораторией Института геологических наук им. К.И. Сатпаева (Алматы, Казахстан) **Н=11**

САГИНТАЕВ Жанай, Ph.D, ассоциированный профессор, Назарбаев университет (Нурсултан, Казахстан) **Н = 11**

ФРАТТИНИ Паоло, Ph.D, ассоциированный профессор, Миланский университет Бикокк (Милан, Италия) **Н = 28**

«Известия НАН РК. Серия геологии и технических наук».

ISSN 2518-170X (Online),

ISSN 2224-5278 (Print)

Собственник: Республиканское общественное объединение «Национальная академия наук Республики Казахстан» (г. Алматы).

Свидетельство о постановке на учет периодического печатного издания в Комитете информации Министерства информации и общественного развития Республики Казахстан № **KZ39VPY00025420**, выданное 29.07.2020 г.

Тематическая направленность: *геология, химические технологии переработки нефти и газа, нефтехимия, технологии извлечения металлов и их соединений.*

Периодичность: 6 раз в год.

Тираж: 300 экземпляров.

Адрес редакции: 050010, г. Алматы, ул. Шевченко, 28, оф. 219, тел.: 272-13-19

<http://www.geolog-technical.kz/index.php/en/>

© Национальная академия наук Республики Казахстан, 2022

Адрес типографии: ИП «Аруна», г. Алматы, ул. Муратбаева, 75.

Editorial chief

ZHURINOV Murat Zhurinovich, doctor of chemistry, professor, academician of NAS RK, president of the National Academy of Sciences of the Republic of Kazakhstan, general director of JSC “Institute of fuel, catalysis and electrochemistry named after D.V. Sokolsky» (Almaty, Kazakhstan) **H = 4**

Scientific secretary

ABSADYKOV Bakhyt Narikbaevich, doctor of technical sciences, professor, executive secretary of NAS RK, Bekturov Institute of chemical sciences (Almaty, Kazakhstan) **H = 5**

E d i t o r i a l b o a r d:

ABSAMETOV Malis Kudysovich, (deputy editor-in-chief), doctor of geological and mineralogical sciences, professor, academician of NAS RK, director of the Akhmedsafin Institute of hydrogeology and hydrophysics (Almaty, Kazakhstan) **H=2**

ZHOLTAEV Geroy Zholtaevich, (deputy editor-in-chief), doctor of geological and mineralogical sciences, professor, director of the institute of geological sciences named after K.I. Satpayev (Almaty, Kazakhstan) **H=2**

SNOW Daniel, Ph.D, associate professor, director of the laboratory of water sciences, Nebraska University (Nebraska, USA) **H = 32**

ZELTMAN Reymar, Ph.D, head of research department in petrology and mineral deposits in the Earth sciences section of the museum of natural history (London, England) **H = 37**

PANFILOV Mikhail Borisovich, doctor of technical sciences, professor at the Nancy University (Nancy, France) **H=15**

SHEN Ping, Ph.D, deputy director of the Committee for Mining geology of the China geological Society, Fellow of the American association of economic geologists (Beijing, China) **H = 25**

FISCHER Axel, Ph.D, associate professor, Dresden University of technology (Dresden, Germany) **H=6**

KONTOROVICH Aleksey Emilievich, doctor of geological and mineralogical sciences, professor, academician of RAS, Trofimuk Institute of petroleum geology and geophysics SB RAS (Novosibirsk, Russia) **H = 19**

AGABEKOV Vladimir Enokovich, doctor of chemistry, academician of NAS of Belarus, honorary director of the Institute of chemistry of new materials (Minsk, Belarus) **H = 13**

KATALIN Stephan, Ph.D, associate professor, Technical university (Dresden, Berlin) **H = 20**

SEITMURATOVA Eleonora Yusupovna, doctor of geological and mineralogical sciences, professor, corresponding member of NAS RK, head of the laboratory of the Institute of geological sciences named after K.I. Satpayev (Almaty, Kazakhstan) **H=11**

SAGINTAYEV Zhanay, Ph.D, associate professor, Nazarbayev University (Nursultan, Kazakhstan) **H = 11**

FRATTINI Paolo, Ph.D, associate professor, university of Milano-Bicocca (Milan, Italy) **H = 28**

News of the National Academy of Sciences of the Republic of Kazakhstan. Series of geology and technology sciences.

ISSN 2518-170X (Online),

ISSN 2224-5278 (Print)

Owner: RPA «National Academy of Sciences of the Republic of Kazakhstan» (Almaty).

The certificate of registration of a periodical printed publication in the Committee of information of the Ministry of Information and Social Development of the Republic of Kazakhstan **No. KZ39VPY00025420**, issued 29.07.2020.

Thematic scope: *geology, chemical technologies for oil and gas processing, petrochemistry, technologies for extracting metals and their connections.*

Periodicity: 6 times a year.

Circulation: 300 copies.

Editorial address: 28, Shevchenko str., of. 219, Almaty, 050010, tel. 272-13-19

<http://www.geolog-technical.kz/index.php/en/>

© National Academy of Sciences of the Republic of Kazakhstan, 2022

Address of printing house: ST «Aruna», 75, Muratbayev str, Almaty.

**Zh.A. Baimuratova¹, M.S. Kalmakhanova^{1*}, SH.S. Shynazbekova²,
N.S. Kybyraeva², J.L. Diaz de Tuesta³, H.T. Gomes³**

¹M.KH. Dulati Taraz Regional University, Taraz. Department of Chemistry and Chemical Technology, Taraz, Kazakhstan;

²South Kazakhstan State Pedagogical University, Department of Chemistry, Shymkent, Kazakhstan;

³Centro de Investigação de Montanha (CIMO), Instituto Politécnico de Bragança, 5300-253 Bragança, Portugal.
E-mail: marjanseitovna@mail.ru

MnFe₂O₄/ZHETISAY COMPOSITE AS A NOVEL MAGNETIC MATERIAL FOR ADSORPTION OF Ni(II)

Abstract. This paper deals with the preparation of magnetic adsorbents from natural clays for the adsorption of Ni(II) from aqueous matrices. The phase composition and structure parameters of natural clays and their modified forms, as well as their application as adsorbing agents for the purification of drinking water and their sources were studied. In the study, natural clays from the Zhetisay deposit of Kazakhstan were used to obtain magnetic composites by chemical coprecipitation and applied as effective adsorbents to remove Ni(II) from water. The formation of sorbents by magnetic nanoparticles is an urgent task of our time. This is due to the needs of various branches of science and technology in magnetically controlled sorbents. The advantage of such sorbents in comparison with natural sorbents is the ability to control them using a magnetic field. Sorbents with magnetic properties are used for contact cleaning of substances, which greatly simplifies the sorption process and the completeness of the sorbent processing. The use of such materials makes it possible to replace the mechanical separation stage, which is one of the labor-intensive stages of this process.

Magnetic pillared clays were obtained by intercalation of iron and manganese cations in the region between the clay silicate layers, upon hydrolysis of a solution of Fe₂(SO₄)₃·9H₂O and MnCl₂·4H₂O with NaOH. The intercalated clay is then dried and calcined at 400°C for 3 h.

The basic physical and chemical properties were studied by XRD, elemental analysis, FTIR and atomic emission spectral analysis (AES). The obtained magnetic pillared clays (MnFe₂O₄/Zhetisay) showed better characteristics than natural clays. The results of adsorption revealed that the optimal adsorption conditions were observed at pH 6.

Key words: heavy metal, magnetic pillared clays, adsorption, modification, intercalation, water treatment.

**Ж.А. Баймуратова¹, М.С. Калмаханова¹, Ш.С. Шиназбекова²,
Н.С. Қыбраева², Х.Л. Диас де Туэста³, Х.Т. Гомес³**

¹М.Х. Дулати атындағы Тараз Облыстық университеті, Тараз, Қазақстан;

²Оңтүстік Қазақстан мемлекеттік педагогикалық университеті,
Шымкент, Қазақстан;

³Монтанья тергеу орталығы (САМО), Браганса политехникалық
институты, 5300-253 Браганса, Португалия.

E-mail: marjanseitovna@mail.ru

MNFE₂O₄/ZHETISAY КОМПОЗИТІ NI(II) АДСОРБЦИЯСЫ ҮШІН ЖАҢА МАГНИТТІК МАТЕРИАЛ РЕТІНДЕ

Аннотация. Бұл мақалада табиғи саздардан магниттік композиттерді синтездеудің жаңа әдісінің дамуы сипатталған. Табиғи саздардың фазалық құрамы мен құрылымының параметрлері және олардың модификацияланған формалары, сондай-ақ ауыз су мен олардың көздерін тазарту үшін адсорбциялық агент ретінде қолдану зерттелді. Зерттеуде Қазақстандағы Жетісай кен орнынан табиғи саздар химиялық бірлесіп тұнбаға түсіру жолымен магниттік композиттер алу үшін пайдаланылды және Ni(II) судан жою үшін тиімді адсорбенттер ретінде пайдаланылды. Магнитті нанобөлшектердің көмегімен сорбенттерді әзірлеу біздің заманымыздың өзекті мәселесі болып табылады. Бұл магнитпен басқарылатын сорбенттегі ғылым мен техниканың әртүрлі салаларының қажеттіліктеріне байланысты. Мұндай сорбенттердің табиғи сорбенттермен салыстырғанда артықшылығы – оларды магнит өрісінің көмегімен басқару мүмкіндігі. Магниттік қасиеттері бар сорбенттер жанаспалы тазалау үшін пайдаланылады, бұл сорбция процесін және сорбентті өңдеудің толықтығын айтарлықтай жеңілдетеді. Мұндай материалдарды пайдалану механикалық бөлу сатысын алмастыруға мүмкіндік береді, бұл осы процестің ауыр кезеңдерінің бірі. Магнитті бағаналы саздар Fe₂(SO₄)₃•9H₂O және MnCl₂•4H₂O ерітінділердің NaOH-мен гидролизі кезінде сазды силикат қабаттары арасындағы

аймақтағы темір катиондарын интеркаляциясы арқылы алынды. Содан кейін интеркалирленген саз кептіріліп, 3 сағат ішінде 400°C температурада қыздырылды.

Ауыз суды тазарту кезінде химиялық құрамы мен құрылымы, сондай-ақ табиғи және модификацияланған саздардың адсорбциясының тиімділігі қолданыстағы технологиялармен, материалдармен және әдістермен салыстырғанда едәуір жоғары екендігі анықталды. Негізгі физикалық және химиялық қасиеттері XRD, элементтік талдау, FTIR және атомдық эмиссиялық спектрлік талдау (АЭС) арқылы зерттелді. Алынған магниттік бағаналы саздар (MnFe₂O₄/Жетісай) табиғи саздарға қарағанда жақсы сипаттамаларды көрсетті. Адсорбция нәтижелері рН6 кезінде оңтайлы адсорбция жағдайлары сақталғанын көрсетті. Ni(II) адсорбциясының оңтайлы тиімділігі 5 мг/л концентрациясында болды.

Түйін сөздер: ауыр металл, магниттік бағаналы саз, адсорбция, модификация, интеркаляция, суды тазарту.

**Ж.А. Баймуратова¹, М.С. Калмаханова¹, Ш.С. Шиназбекова²,
Н.С. Кыбраева², Х.Л. Диаз де Туэста³, Х.Т.Гомес³**

¹Таразский региональный университет имени М.Х. Дулати,
Тараз, Казахстан;

²Южно-Казахстанский государственный педагогический университет,
Шымкент, Казахстан;

³Центр исследований Монтаньи (САМО), Политехнический институт
Браганса. 5300-253 Браганса, Португалия.
E-mail: marjanseitovna@mail.ru

КОМПОЗИТ MnFe₂O₄/ZHETISAY В КАЧЕСТВЕ НОВОГО МАГНИТНОГО МАТЕРИАЛА ДЛЯ АДСОРБЦИИ Ni(II)

Аннотация. В данной статье описывается разработка нового метода синтеза магнитных композитов из природных глин. Были изучены параметры фазового состава и структуры природных глин и их модифицированных форм, а также их применение в качестве адсорбирующих агентов для очистки питьевой воды и их источников. В исследовании природные глины с месторождения Жетісай в Казахстане использовались для получения магнитных композитов путем химического совместного осаждения и применялись в качестве эффективных адсорбентов для удаления Ni(II) из воды. Формирование сорбентов с помощью магнитных наночастиц является актуальной задачей нашего времени. Это связано с потребностями

различных отраслей науки и техники в магнитоуправляемых сорбентах. Преимуществом таких сорбентов по сравнению с природными сорбентами является возможность управлять ими с помощью магнитного поля. Сорбенты с магнитными свойствами используются для контактной очистки веществ, что значительно упрощает процесс сорбции и полноту обработки сорбента. Использование таких материалов позволяет заменить стадию механического разделения, которая является одной из трудоемких стадий этого процесса.

Магнитные столбчатые глины были получены путем интеркалирования катионов железа в области между слоями глинистого силиката при гидролизе раствора $\text{Fe}_2(\text{SO}_4)_3 \cdot 9\text{H}_2\text{O}$ и $\text{MnCl}_2 \cdot 4\text{H}_2\text{O}$ с NaOH . Затем интеркалированную глину сушат и прокаливают при 400°C в течение 3 часов. Установлено, что химический состав и структура, а также эффективность адсорбции природных и модифицированных глин при очистке питьевой воды по сравнению с существующими технологиями, материалами и методами значительно выше. Основные физические и химические свойства были изучены с помощью XRD, элементного анализа, FTIR и атомно-эмиссионного спектрального анализа (АЭС). Полученные магнитные столбчатые глины с $(\text{MnFe}_2\text{O}_4/\text{Жетисай})$ показали лучшие характеристики, чем природные глины. Результаты адсорбции показали, что оптимальные условия адсорбции соблюдались при pH 6. Оптимальная эффективность адсорбции Ni(II) была при концентрации 5 мг/л.

Ключевые слова: тяжелый металл, магнитные столбчатые глины, адсорбция, модификация, интеркаляция, очистка воды.

Introduction. Most heavy metal ions enter the environment by anthropogenic means, mainly from the emissions of mining and processing enterprises, as well as from thermal power plants. The most voluminous source of pollution is wastewater, which is drained into surface reservoirs with an insufficient level of purification. The second source of heavy metals introduction in nature is through flue gases, which are deposited on the earth surface and washed away into water sources. Another source, perhaps the most serious type of pollution, is originated in the water that is formed when mine workings are flooded. In this case, even underground water is polluted (Kuzminchuk Anna, 2019).

The maximum risk of poisoning with heavy metal ions occurs when using water from surface reservoirs and wells without subsequent treatment. In cases where underground water is contaminated, it is also not recommended to consume water from wells. This applies to the industrial regions of Southern Kazakhstan. Water treatment has been a required technology in many industries, because water contamination and pollution have become major environmental

problems worldwide. This has created a great demand for an effective water treatment technology, and adsorption is the most popular technique due to their easy handling. Adsorption is also more economical than other techniques. Magnetic materials, especially iron-based particles, have been known to have characteristic properties for specified applications, including for water treatment (Anderson N.J., 1982)

Natural clays are inexpensive and readily available materials that function as excellent cation exchangers. The adsorption capacity of clays is due to the relatively high surface area and net negative charge in their structure, which attracts and holds cations such as heavy metals (Khenifi A., 2007), (Wu R. 2005). The application of magnetic particle technology to solve environmental problems is also considered. Magnetic particles can be used to adsorb pollutants from water or gaseous effluents and, after adsorption, the adsorbent can be separated from the medium by a simple magnetic process. Therefore, there is a growing interest in low-cost materials with a high surface area, especially metal oxides, due to their unique applications, including adsorption and chemical catalysis (Oliveira L.C. 2003).

The city of Zhetisay in the Turkestan region is rich in mineral resources, which largely ensure the socio-economic development of the region. The main mineral wealth are non-metallic minerals (chalk, clay, sand, apatite). Clays are products of rock erosion found widely distributed in nature. Their chemical and textural composition varies from one place to another, depending on their geological origin and the presence of organic and inorganic impurities (Rouquerol J. 2014). Natural clays are abundantly available low-cost natural resources, and nontoxic to ecosystem. Over the recent years, there has been research on the modification of clays to increase their adsorbent capacity to remove contaminants from drinking water (Reimbaeva, 2020).

To produce magnetic nanoparticles in aqueous clay mineral dispersions, the co-precipitation method can be used, based on the chemical reaction to promote the in situ nucleation and growth of nanoparticles in the aqueous dispersion of clay minerals, as described in Figure 1. The synthesis of nanocomposites by co-precipitation involves mixing the clay mineral with magnetic nanoparticle (MNP) precursors under alkaline condition to form a sol–gel system. NaOH is commonly used to create the alkaline condition, which directly produces the precipitate of the composite (Orlínová, 2009), (Tokarčíková, 2017), (Zong, 2013). The interaction between MNP produced from clay minerals in a sol–gel system can be intensified using several methods, such as heating in a reflux system or microwave-irradiation. As the precipitate is created, drying or calcination can be conducted, influencing the iron oxide phase and magnetization properties through various processes.

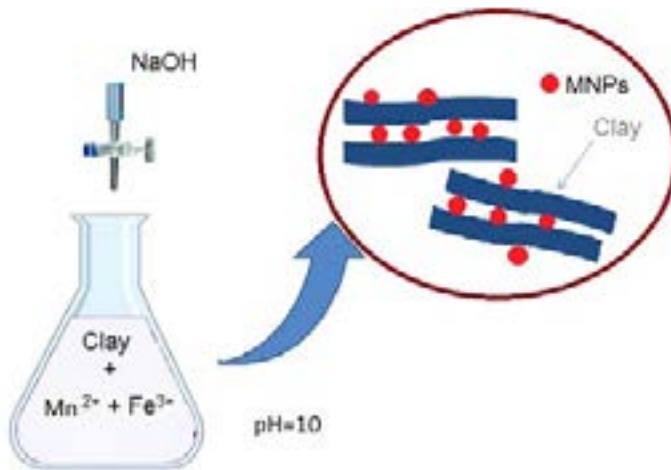


Figure 1. Schematic representation of the co-precipitation method.

Pillarization is another method of nanocomposite formation (Figure 2). In pillarization, MNPs are formed by intercalation of oxides or precursors of iron and manganese into the interlayer structure of smectite clay, followed by a calcination step (400°C).

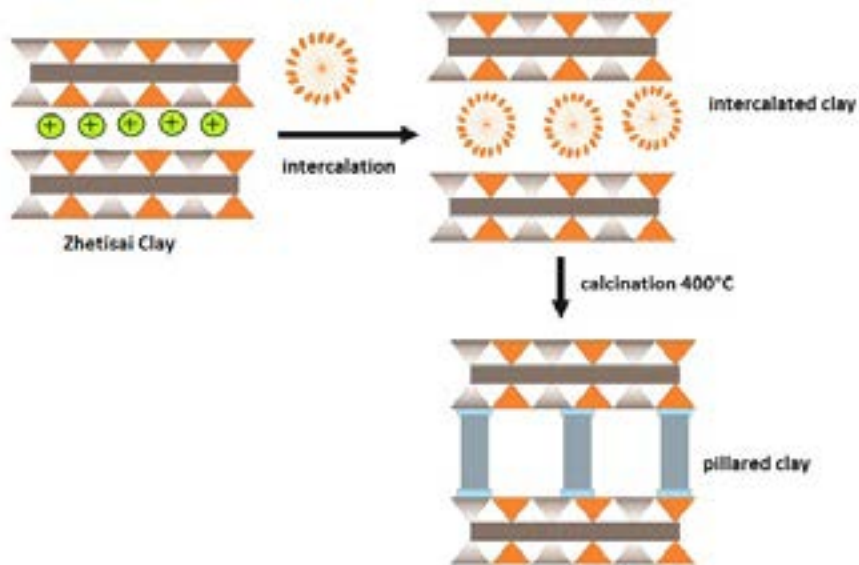


Figure 2. Schematic representation of clay pillarization.

Adsorption from aqueous solutions of electrolytes occurs, as a rule, in such a way that mainly ions of the same type are adsorbed on the solid adsorbent from the solution. The predominant adsorption from a solution of either anion

or cation is determined by the nature of the adsorbent and of the ions (Prokhina, 2013), (Shapovalov, 2010).

Combining the adsorption properties of clay minerals with the magnetic properties of MNPs to produce new MnFe_2O_4 /Zhetisay clay adsorbents is a promising method for the removal of pollutants from water.

In practice, several factors influence intensive adsorption, such as pH, adsorbent dosage, time of treatment, among others.

The aim of this work is to synthesize and study the performance of natural clays and a magnetic pillared clay (MnFe_2O_4 /Zhetisay) as adsorbents for the removal of Ni(II) from water.

Materials and methods. The clays studied in this work were obtained from the Zhetisay deposit in Kazakhstan. Sodium hydroxide (NaOH, purity ≥ 0.97), iron(III) sulfate nonahydrate ($\text{Fe}_2(\text{SO}_4)_3 \cdot 9\text{H}_2\text{O}$, purity ≥ 0.98), manganese chloride tetrahydrate ($\text{MnCl}_2 \cdot 4\text{H}_2\text{O}$, purity ≥ 0.99), nickel sulfate heptahydrate ($\text{NiSO}_4 \cdot 7\text{H}_2\text{O}$, purity ≥ 0.99). It is worth noting that all chemicals were used in this study without further purification.

Synthesis of magnetic materials. Due to the suitable clay mineral adsorption properties, the increase of adsorption capacity can be improved by enhancement of clay material porosity after chemical and physical treatments. Inorganic acid activation, bases, salts, thermal treatment, pillaring by different polyhydroxy cations, polymer-modified clays and surfactants have been used for the modification of clay minerals. For the preparation of the magnetic pillared clay MnFe_2O_4 /Zhetisay, the zhetisay natural clay was previously grinded into powder in a mill and sorted through a sieve size of 0,063 mm. To prepare the magnetic composite MnFe_2O_4 /Zhetisay, an aqueous solution containing manganese(II) and iron(III) in a molar ratio of 1:2 was prepared. Then 5g of the prepared clays were added to the solution, followed by mixing to obtain Fe^{3+} and Mn^{2+} ions located on the surface layers of the clay.

A solution of sodium hydroxide (5 mol/L) was further added to bring the pH value to 10. The resulting solution was then stirred for 30 minutes on a magnetic stirrer at room temperature. Next, the suspension was heated to 95-100°C and the prepared magnetic composite was washed with distilled water at 50°C for 2 h. Using a simple magnetic procedure, the obtained materials were separated from water and dried in oven at a temperature of 105°C for 2 h. The resulting composite was further calcined at 400°C for 3 h in a muffle furnace to give the substance new properties. By heating to high temperatures, volatile impurities are removed from the materials and its oxidation and brittleness leads to completely dehydrated materials, becoming ready for use as an adsorbent.

Characterization. To characterize the adsorbents various analyses were performed. X-ray diffractometric (XRD) analysis were carried out on an

automated DRON – 3 diffractometer with Cu_K -radiation and a β -filter. Conditions for shooting diffractograms were $U=35$ kV; $I=20$ mA; shooting $\theta-2\theta$; detector 2 deg/min. Fourier Transform Infrared Spectroscopy (FT-IR) was performed on a spectrometer INFRASPEC FSM2202. The IR spectra of all compounds were recorded in solid form in KBr tablets. The results on elemental composition of the natural clays were obtained by EMP analysis. The iron content in the samples was determined by atomic absorption using the AAS-3 spectrophotometer. The apparent volume of the sediment was measured in 25 mL measuring tubes with a division of 0.1 mL.

The concentration of Ni(II) was determined by AES. All measurements were carried out using the Agilent 4200 MP-AES fitted with the Agilent 4107 Nitrogen Generator. The sample introduction system consisted of a double pass cyclonic spray chamber, one Neb nebulizer, Solvaflex pump tube (orange/green) and an Easy-fit torch to introduce the sample. Multi-element calibration standards containing Ni(II) with a concentration of 50 mg/L were used. The standards were prepared in a 5% HNO_3 /0.2% HF (v/v) medium (Made in USA).

The textural properties of the materials were determined from N_2 adsorption-desorption isotherms at 77 K, obtained in a Quantachrome NOVATOUGH XL⁴ adsorption analyser, following the same procedure as reported Briefly, the degasification of the samples was conducted at 120°C during 16 h and then BET and Langmuir specific surface area (S_{BET} , S_{Langmuir}) were determined using BET and Langmuir methods, respectively. The total pore volume (V_{Total}) was determined at $p/p^0 = 0.98$. Calculations of those methods were done by using TouchWinTM software v1.21.

Results and discussion. X-ray phase analysis on a semi-quantitative basis was performed using diffractograms of powder samples using the method of equal attachments and artificial mixtures. The results obtained are shown in Figure 3. The quantitative ratios of the crystal phases were determined. The interpretation of the diffractograms was carried out using data from the ICDD card file: the PDF2 Powder diffraction data base (Powder Diffraction File) and diffractograms of minerals free of impurities. Shooting conditions were DRON diffractometer-3.0, accelerating voltage-35 kV and anode current = 20mA.

The result of the analysis established that the sample of the studied Zhetisay clay belongs to the group of layered silicates-kaolinite $\text{Al}_2(\text{Si}_2\text{O}_5)(\text{OH})_4$ and mixed-layer clay minerals (MCM) K-Na-Al-Si-O-(OH) (Table 1).

Table 1. Results of semi-quantitative x-ray phase analysis of Zhetisay natural clay

Mineral	Formula	Concentration(%)
Quartz	SiO_2	52.9

Kaolinite	$\text{Al}_2(\text{Si}_2\text{O}_5)(\text{OH})_4$	22.1
MCM	K-Na-Al-Si-O-(OH)	19.7
Mica	$\text{KAl}_2(\text{AlSi}_3\text{O}_{10})(\text{OH})_2$	5.3

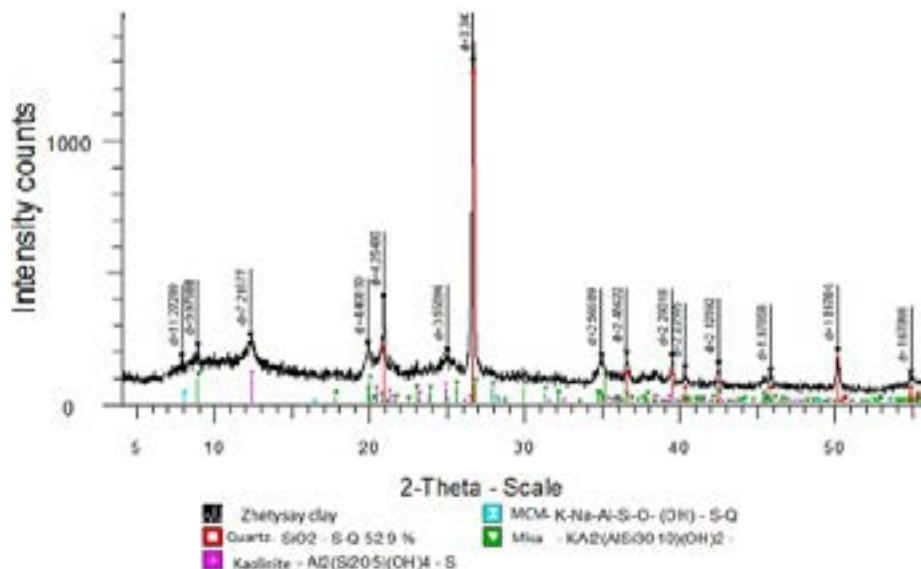


Figure 3. Diffractogram of the Zhetisay natural clay.

The analysis of the IR spectra of the Zhetisay clay is shown in Figure 4a, revealing that the main bands in the natural clay are related to the valence bonds of silicon with oxygen and hydrogen with oxygen. The spectra of the Zhetisay clay is quite complex, the intensity and position of the IR absorption bands depend on the conditions of the formation of the mineral and on the presence of various ions-impurity elements (Mg, Ca, Fe) in the crystal lattice of the mineral. With an increase in the ionic radius of the cation in the mineral, the peaks shift to a longer wavelength region. By comparison of the infrared spectra of various modifications of clay minerals it is possible to identify and evaluate the influence of the structure of minerals on the pattern of these spectra. The most diagnostic bands of the Zhetisay clay studied in our work are those appearing at 3701 cm^{-1} , 3616 cm^{-1} and 3605 cm^{-1} for kaolinite ($\text{Al}_2(\text{Si}_2\text{O}_5)(\text{OH})_4$), and the absorption bands at 2713 cm^{-1} and 2021 cm^{-1} that allow identifying mica in the clay ($\text{KAl}_2(\text{AlSi}_3\text{O}_{10})(\text{OH})_2$), which is also confirmed by X-ray phase analysis. In the clay samples, absorption bands of 457 cm^{-1} , 794 cm^{-1} , 1035 cm^{-1} and 3695 cm^{-1} are observed, which, according to the database, corresponds to MCM (K-Na-Al-Si-O-(OH)) and quartz SiO_2 .

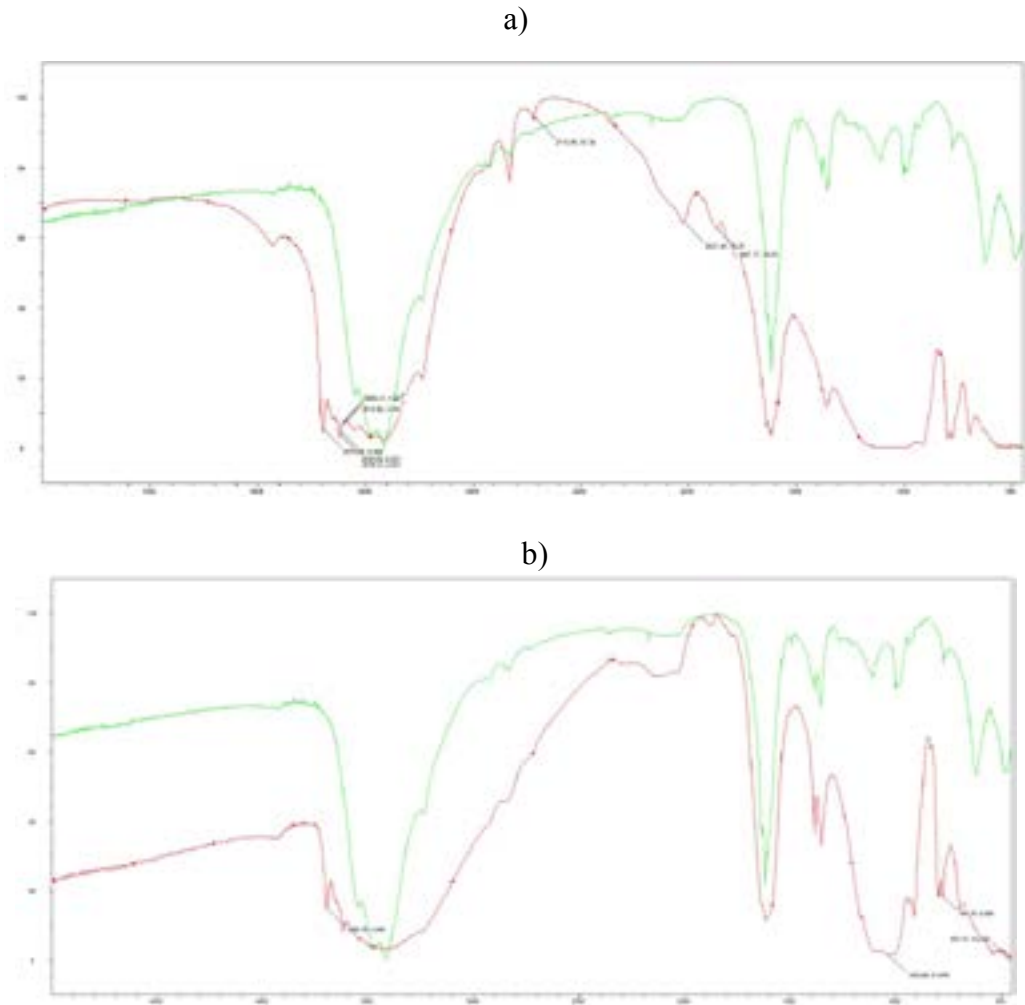


Figure 4. FTIR spectrum of a) Zhetisay natural clay, b) $\text{MnFe}_2\text{O}_4/\text{Zhetisay}$.

Table 2 shows the content of elements in the natural clay, obtained by elemental analysis. As noted, in the clay sample, Zhetisay is rich in aluminum (11.5%) and silicium (28.9%).

Table 2. Elemental composition of the Zhetisay natural clay and of $\text{MnFe}_2\text{O}_4/\text{Zhetisay}$.

Clay	Weight of the element (%)									
	O	Na	Mg	Al	Si	K	Ca	Ti	Mn	Fe
Zhetisay natural clay	53.7	0.1	0.8	11.5	28.9	2.5	0.1	0.5	0.0	1.9
$\text{MnFe}_2\text{O}_4/\text{Zhetisay}$	44.2	0.2	0.5	6.8	18.7	1.5	0.2	0.3	8.0	19.6

The results show that in the modified $\text{MnFe}_2\text{O}_4/\text{Zhetisay}$, the Fe content increases in comparison with the natural clay, which indicates the exchange and fixation of intercalating metals in the interlayer space, with corresponding reduction of Al and Si contents. In the $\text{MnFe}_2\text{O}_4/\text{Zhetisay}$, Fe amounts to 19,6% and the Mn content also reached 8.0% (Table 2).

The results of elemental composition of the natural and modified clays were obtained using EMP analysis (Figure 5).

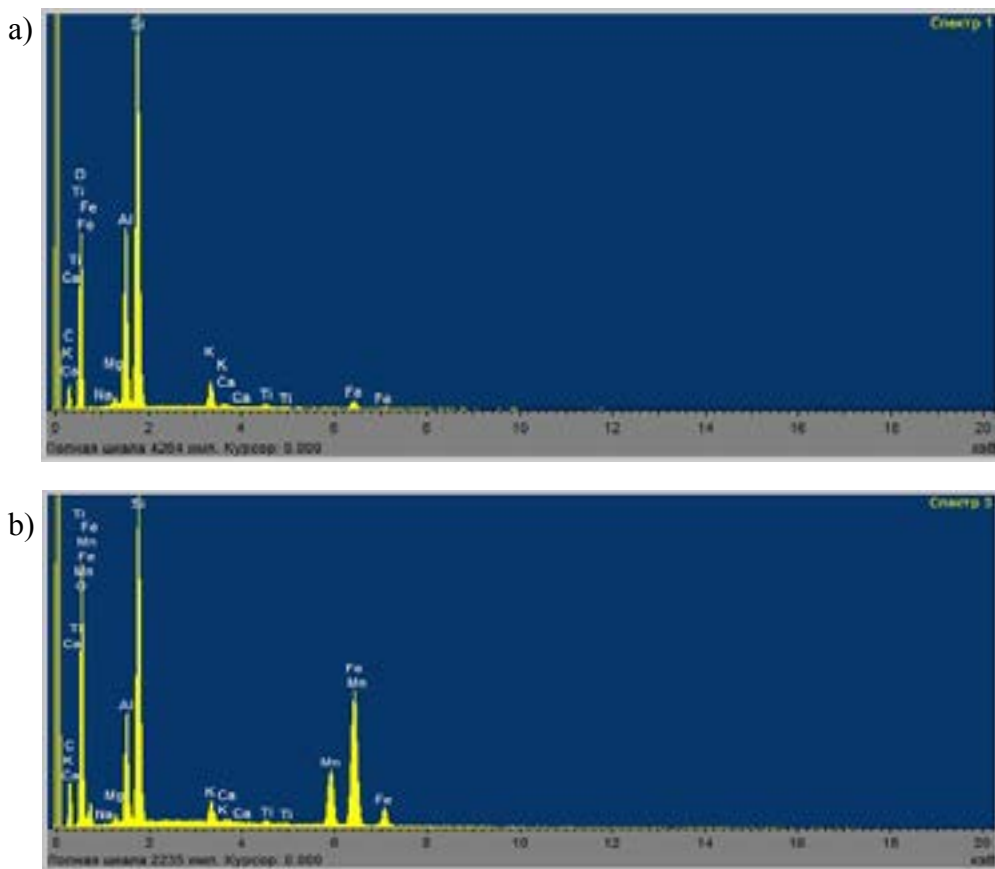


Figure 5. Elemental analysis of a) Zhetisay natural clay, b) $\text{MnFe}_2\text{O}_4/\text{Zhetisay}$.

Textural properties of the clays. Figure 6 shows the N_2 adsorption isotherms at 77 K of the prepared materials. As observed, the modified $\text{MnFe}_2\text{O}_4/\text{Zhetisay}$ has a higher N_2 adsorption than the Zhetisay source precursor used. Comparison of the adsorption behavior of both materials becomes more understandable from the calculated textural properties (Jose, 2018), (Jose et al. 2021) given in Table 3. As can be seen, $\text{MnFe}_2\text{O}_4/\text{Zhetisay}$ shows the highest specific surface area ($S_{\text{BET}} = 89\text{m}^2/\text{g}$, $S_{\text{Langmuir}} = 95\text{m}^2/\text{g}$, $S_{\text{ext}} = 89\text{m}^2/\text{g}$) and total pore volume showed a

value of 1.59 cm³/g. Thus, Zhetisay natural clay is promising for the production of porous materials.

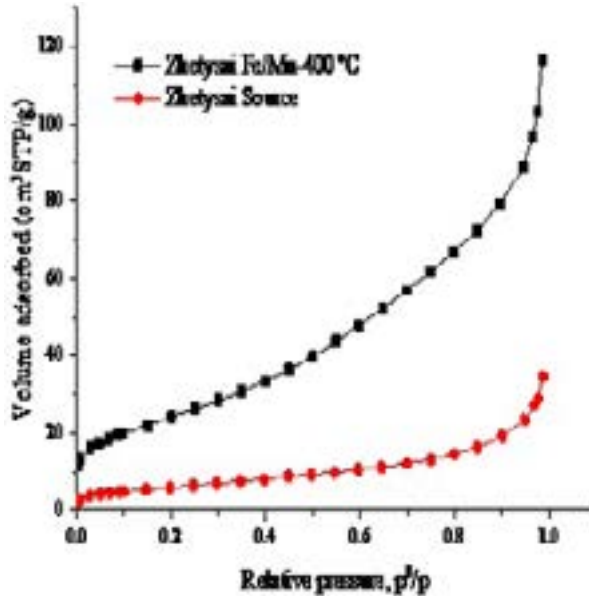


Figure 6. N₂ adsorption isotherms at 77 K of the materials.

Table 3.

Textural properties of the materials.

Clay	S _{BET} (m ² /g)	S _{Langmuir} (m ² /g)	S _{ext} (m ² /g)	V _{mic} (cm ³ /g)	V _{total} (cm ³ /g)
Zhetisay natural clay	89	95	89	0	1.59
MnFe ₂ O ₄ /Zhetisay	22	24	22	0	4.46

Ni(II) adsorption performance. The efficiency of adsorption when using the same adsorbent depends on the initial concentration of the solution, temperature, pH of the solution, residence time, dose of adsorbent and dimensional parameters of the adsorbent.

When water sources are treated from heavy metals by adsorption, the pH value of the solution significantly affects the degree of purification. In this work, the dependence of the degree of adsorption of Ni(II) ions with an increase in the pH of the solution along adsorption time was considered. The results obtained are gathered in Table 4. The adsorption was carried out for 8 h, samples for analysis were taken at intervals of 15-30 minutes and 1-2 hours. The results are also shown in Fig. 7.

At pH 3, the degree of purification of metal ions by adsorption was small (55-65%) and at pH 6, the adsorption was effective.

Table 4. Effect of contact time and pH on the adsorption of Ni(II) on the clays (Volume = 25 mL and [adsorbent] = 1 g/L).

Adsorbent	Time of adsorption (h)	pH	[Ni (II)], mg/L·25
Zhetisay natural clay	0	3	50
	0.25		29,75
	0.5		32,75
	1		30
	2		30,75
	4		27,25
	6		30,25
	8		29
MnFe ₂ O ₄ / Zhetisay	0	3	50
	0.25		46,5
	0.5		33,5
	1		37,25
	2		34,25
	4		29
	6		23,5
	8		28,5
MnFe ₂ O ₄ / Zhetisay	0	6	50
	0.25		15
	0.5		11,5
	1		12,75
	2		12,25
	4		8
	6		9,5
	8		6,25

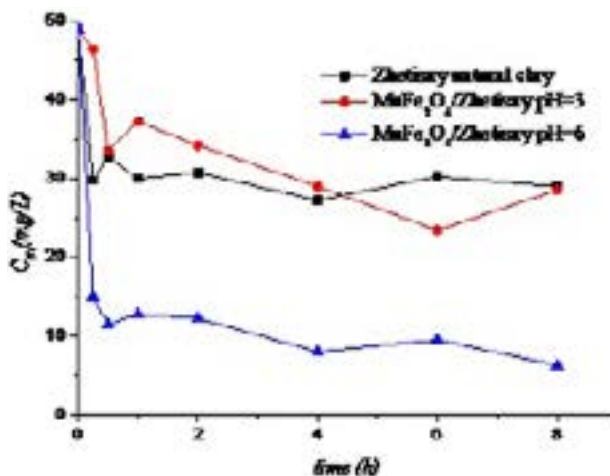


Figure 7. Effect of contact time and of pH on the removal of Ni (II) by adsorption with the Zhetisay natural clay and with the MnFe₂O₄/Zhetisay PILC (Operating conditions: initial concentration of Ni (II) = 50 mg/L, 2.5 g/L of adsorbent).

Conclusions. A method for obtaining $\text{MnFe}_2\text{O}_4/\text{clay}$ composites with iron particles characterized by high magnetic properties has been developed. Studies of the elemental composition and the XRD determination method have established that the content of magnetite in the composites is determined by the cation exchange capacity of the adsorbent to iron ions, which is due to the chemisorption process.

It is shown that the use of composites containing Fe_3O_4 makes possible to obtain materials with pronounced magnetic properties at a low iron content, which is explained by the presence of particles. The introduction of magnetite particles into the structure of the natural clay leads to a decrease in the stability of the hydro-suspensions of composites and to a decrease in the size of the composites, which is due to an increase in the density of clay particles and to a decrease in their swelling when magnetite is introduced.

The synthesis and application of $\text{MnFe}_2\text{O}_4/\text{Zhetisay}$ clay in water and wastewater treatment have been well studied and have been used in various ways to control water containing the heavy metal Ni(II). The research work showed that the inclusion of functional MNPs in clay structures led to the production of stable adsorbents that have increased recoverability and stability during processing. The adsorption capacity is related to the pH of the solution, pH = 6 is better than 3.

Information about authors:

Baimuratova Zhaina Abylhasimovna – 2nd year PhD student, Department “Chemistry and chemical technology”, Taraz Regional University named after M.Kh. Dulaty, Tole bi 61, Taraz, Kazakhstan. jaina.baimuratova@mail.ru, <https://orcid.org/0000-0003-2185-3697> +77753330283;

Kalmakhanova Marzhan Seitovna – PhD, Senior researcher, Taraz Regional University named after M.Kh. Dulaty, Tole bi 61, Taraz, Kazakhstan. marjanseitovna@mail.ru, <https://orcid.org/0000-0002-8635-463X>. +770762161 42;

Shinazbekova Sholpan Sagidullayevna – Candidate of Chemical Sciences, South Kazakhstan State Pedagogical University, Department of Chemistry. Shymkent, Kazakhstan. shinazbekova59@mail.ru, <https://orcid.org/0000-0001-6961-720X> +77074105300;

Kybraeva Nagima Seidullayevna – Candidate of Chemical Sciences, South Kazakhstan, State Pedagogical University, Department of Chemistry. Shymkent, Kazakhstan. kybrayevan@gmail.com, <https://orcid.org/0000-0002-2780-6835> +77014306725;

Jose Luis Díaz de Tuesta Triviño – PhD, post-doctoral researcher at Instituto Politécnico de Bragança (IPB), Bragança, Portugal, jl.diazdetuesta@ipb.pt <https://orcid.org/0000-0003-2408-087X> +34645421549;

Helder Teixeira Gomes – Coordinator professor at the Department of Chemical and Biological Technology, Instituto Politécnico de Bragança (IPB), Bragança, Portugal. htgomes@ipb.pt <https://orcid.org/0000-0001-6898-2408>.

REFERENCES

- [1] Anderson N.J., Bolto B.A., Dixon D.R., Kolarik O., Priestley A.J., Raper W.G.C. (1982) Water and wastewater treatment with reusable magnetite nanoparticles, *Water Sci Technol.* 14:1545–6.
- [2] Jose L. Diaz de Tuesta, Adrián M.T. Silva, Joaquim L. Faria, Helder T. Gomes. (2018) Removal of Sudan IV from a simulated biphasic oily wastewater by using lipophilic carbon adsorbents; *Chemical Engineering Journal.* 347:963–971. DOI: 10.1016/j.cej.2018.04.105.
- [3] Jose L. Diaz de Tuesta, Marcus C. Saviotti, Fernanda F. Roman, Gabriel F. Pantuzza, Hiram J.F. Sartori, AssemShinibekova, Marzhan S. Kalmakhanova, Bakytgul K. Massalimova, Juliana M.T.A. Pietrobelli, Giane G. Lenzi, Helder T. Gomes; (2021) Assisted hydrothermal carbonization of agroindustrial byproducts as effective step in the production of activated carbon catalysts for wet peroxide oxidation of micro-pollutants; *Journal of Environmental Chemical Engineering*, 9:105004. DOI: 10.1016/j.jece.2020.105004.
- [4] Khenifi A. (2007) Adsorption study of an industrial dye by an organic clay, *Adsorption*, 13(2): 149-158.
- [5] Kuzminchuk Anna. Heavy metals in water. <https://ecosoft.ua/blog/tyazhelye-metally-v-vode/15.10.2019> (in Russ).
- [6] Mohsen Karimi, Jose L. Diaz de Tuesta, Carmem N.D.P. Gonçalves, Helder T. Gomes, Alirio E. Rodrigues, José A.C. Silva; (2020) Compost from Municipal Solid Wastes as a Source of Biochar for CO₂ Capture, *Chem. Eng. Technol.* 43, No. 7:1336–1349, DOI: 10.1002/ceat.201900108.
- [7] Oliveira L.C.A. (2003) Clay-iron oxide magnetic composites for the adsorption of contaminants in water. *Appl. Clay Sci.* 22:169-177.
- [8] Orolínová Z., Mockovčiaková A. (2009) Structural study of bentonite/iron oxide composites. *Mater Chem Phys*, 114:956–61. doi: 10.1016/j.matchemphys.2008.11.014.
- [9] Prokhina A.V., Latypova M.M. (2013) Innovative ways of modernization of basic industries, energy and resource conservation, environmental protection: proceedings of the II Intersectoral scientific and practical conference of young scientists and specialists, March 27-28: P.501. (in Russ.).
- [10] Rouquerol J., Llewellyn P., Sing K. (2014) Adsorption by Clays, Pillared Clays, Zeolites and Aluminophosphates; Springer: Oxford, UK :467–527.
- [11] Reimbaeva S.M., Massalimova B.K., Kalmakhanova M.S. (2020) New pillared clays prepared from different deposits of Kazakhstan. Volume 31: 607-611. doi.org/10.1016/j.matpr.2020.07.532.
- [12] Shapovalov N.A., Prokhina A.V., Latypova M.M. (2010) The most effective method of removing dissolved organic compounds from wastewater // *Vestnik BGTU named after V.G. Shukhov* No. 2:179-181. (in Russ.).
- [13] Tokarčíková M., Tokarský J., Kutlákova K.M., Seidlerová J. (2017) Testing the stability of magnetic iron oxides/kaolinite nanocomposite under various pH conditions. *J Solid State Chem.* 253:329–35. doi: 10.1016/j.jssc.2017.06.004.
- [14] Wu R, Qu J. (2005) Removal of water-soluble azo dye by the magnetic material MnFe₂O₄, *J. Chem. Technol. Biotechnol.* :2720-27.
- [15] Zong P., Wang S., He C. (2013) Synthesis of kaolinite/iron oxide magnetic composites and their use in the removal of Cd(II) from aqueous solutions. *Water Sci Technol.* 67:1642–9. doi: 10.2166/wst.2013.012.

CONTENTS

A.U. Abdullaev, Sh.S. Yusupov, L.Yu. Shin, A.V. Rasulov, Y.Zh. Yessenzhigitova HYDROGEOSEISMOLOGICAL PRECURSORS SUSAMYR EARTHQUAKE 1992.....	6
N.A. Abdimutalip, A.K. Kurbaniyazov, G. Toychibekova, G. Koishieva, G. Shalabaeva, N. Zholmagambetov INFLUENCE OF CHANGES IN THE LEVEL OF SALINITY OF THE ARAL SEA ON THE DEVELOPMENT OF ECOSYSTEMS.....	17
Zh.K. Aidarbekov, S.A. Istekova CLASSIFICATION OF GEOPHYSICAL FIELDS IN THE STUDY OF GEOLOGICAL AND STRUCTURAL FEATURES OF THE ZHEZKAZGAN ORE DISTRICT.....	33
B. Almatova, B. Khamzina, A. Murzagaliyeva, A. Abdygalieva, A. Kalzhanova NATURAL SORBENTS AND SCIENTIFIC DESCRIPTION OF THEIR USE.....	49
Zh.A. Baimuratova, M.S. Kalmakhanova, SH.S.Shynazbekova, N.S. Kybyraeva, J.L. Diaz de Tuesta, H.T. Gomes MnFe ₂ O ₄ /ZHETISAY COMPOSITE AS A NOVEL MAGNETIC MATERIAL FOR ADSORPTION OF Ni(II).....	58
Ye.Z. Bukayev, G.K. Mutalibova, A.Z. Bukayeva A NEW TECHNOLOGY FOR MANUFACTURING POLYMER-CEMENT COMPOSITION FROM LIMESTONE-SHELL MINING WASTE.....	73
A.Zh. Kassenov, K.K. Abishev, A.S. Yanyushkin, D.A. Iskakova, B.N. Absadykov RESEARCH OF THE STRESS-STRAIN STATE OF HOLES WITH NEW BROACH DESIGNS.....	89
J.Kh. Khamroyev, K. Akmalaiuly, N. Fayzullayev MECHANICAL ACTIVATION OF NAVBAHORSK BENTONITE AND ITS TEXTURAL AND ADSORPTION CHARACTERISTICS.....	104

A.N. Kopobayeva, G.G. Blyalova, A. Bakyt, V.S. Portnov, A. Amangeldikyzy THE NATURE OF RARE EARTH ELEMENTS ACCUMULATION IN CLAY LAYERS AND COALS OF THE SHUBARKOL DEPOSIT.....	117
A. Leudanski, Y. Apimakh, A. Volnenko, D. Zhumadullayev, N. Seitkhanov CALCULATION OF FLOTATOR'S AERATOR FOR SEPARATION OF GROUND PLASTICS.....	131
Zh.T. Mukayev, M.M. Ulykpanova, Zh.O. Ozgeldinova, B.E. Kenzheshova, A.B. Khamitova CONTENT OF COPPER IN DESERT SOILS AND PLANTS OF EAST KAZAKHSTAN REGION.....	149
G. Sapinov, A. Imashev, Z. Mukhamedyarova CURRENT STATE OF THE PROBLEM OF MINING INDUCED SEISMICITY AND PROSPECT OF USING SEISMIC MONITORING SYSTEMS.....	161
V.G. Stepanets, V.L. Levin, G.K. Bekenova, M.S. Khakimzhanov, K.S. Togizov ACCESSORY COPPER ORE MINERALS AS A KEY ISSUE IN UNDERSTANDING THE GENESIS OF THE MAYATAS META-CARBONATITE ORES (ULYTAU, CENTRAL KAZAKHSTAN).....	172
S.A. Syedina, L.S. Shamganova, N.O. Berdinova, G.B. Abdikarimova MULTIVARIANT GEOMECHANICAL ESTIMATION OF THE DESIGN PARAMETERS' STABILITY OF SLOPE AND BENCH IN SOUTH SARBAI MINE.....	192
S.A. Tarikhazer, I.I. Mardanov INDICATORS OF ECOGEOMORPHOLOGICAL RISK FOR THE PURPOSE OF SUSTAINABLE DEVELOPMENT OF MOUNTAIN TERRITORIES.....	204
Zh.T. Tleuova, D.D. Snow, M.A. Mukhamedzhanov, E.Zh. Murtazin ASSESSMENT OF THE IMPACT OF HUMAN ACTIVITY ON GROUNDWATER STATUS OF SOUTH KAZAKHSTAN.....	217

Ye.A. Tseshkovskaya, A.T. Oralova, E.I. Golubeva, N.K. Tsoy, A.M. Zakharov	
DUST SUPPRESSION ON THE SURFACES OF STORAGE DEVICE OF TECHNOGENIC MINERAL FORMATIONS.....	230
B.T. Uakhitova, L.I. Ramatullaeva, M.K. Imangazin, M.M. Taizhigitova, R.U. Uakhitov	
ANALYSIS OF INJURIES AND PSYCHOLOGICAL RESEARCHES OF WORKERS IN THE MELTING SHOPS OF THE AKTUBINSK FERRALOYS PLANT.....	242
G.T. Shakulikova, S.M. Akhmetov, A.N. Medzhidova, N.M. Akhmetov, Zh.K. Zaidemova	
IMPROVING THE DESIGN OF INCLINED WELLS AS THE BASIS FOR THE DEVELOPMENT OF HARD-TO-RECOVER HYDROCARBON RESERVES.....	259
K.T. Sherov, M.R. Sikhimbayev, B.N. Absadykov, T.K. Balgabekov, A.D. Zhakaba	
STUDY OF TEMPERATURE DISTRIBUTION DURING ROTARY TURNING OF WEAR-RESISTANT CAST IRON.....	271

Publication Ethics and Publication Malpractice in the journals of the National Academy of Sciences of the Republic of Kazakhstan

For information on Ethics in publishing and Ethical guidelines for journal publication see <http://www.elsevier.com/publishingethics> and <http://www.elsevier.com/journal-authors/ethics>.

Submission of an article to the National Academy of Sciences of the Republic of Kazakhstan implies that the described work has not been published previously (except in the form of an abstract or as part of a published lecture or academic thesis or as an electronic preprint, see <http://www.elsevier.com/postingpolicy>), that it is not under consideration for publication elsewhere, that its publication is approved by all authors and tacitly or explicitly by the responsible authorities where the work was carried out, and that, if accepted, it will not be published elsewhere in the same form, in English or in any other language, including electronically without the written consent of the copyright-holder. In particular, translations into English of papers already published in another language are not accepted.

No other forms of scientific misconduct are allowed, such as plagiarism, falsification, fraudulent data, incorrect interpretation of other works, incorrect citations, etc. The National Academy of Sciences of the Republic of Kazakhstan follows the Code of Conduct of the Committee on Publication Ethics (COPE), and follows the COPE Flowcharts for Resolving Cases of Suspected Misconduct (http://publicationethics.org/files/u2/New_Code.pdf). To verify originality, your article may be checked by the Cross Check originality detection service <http://www.elsevier.com/editors/plagdetect>.

The authors are obliged to participate in peer review process and be ready to provide corrections, clarifications, retractions and apologies when needed. All authors of a paper should have significantly contributed to the research.

The reviewers should provide objective judgments and should point out relevant published works which are not yet cited. Reviewed articles should be treated confidentially. The reviewers will be chosen in such a way that there is no conflict of interests with respect to the research, the authors and/or the research funders.

The editors have complete responsibility and authority to reject or accept a paper, and they will only accept a paper when reasonably certain. They will preserve anonymity of reviewers and promote publication of corrections, clarifications, retractions and apologies when needed. The acceptance of a paper automatically implies the copyright transfer to the National Academy of Sciences of the Republic of Kazakhstan.

The Editorial Board of the National Academy of Sciences of the Republic of Kazakhstan will monitor and safeguard publishing ethics.

Правила оформления статьи для публикации в журнале смотреть на сайтах:

[www:nauka-nanrk.kz](http://www.nauka-nanrk.kz)

<http://www.geolog-technical.kz/index.php/en/>

ISSN 2518-170X (Online),

ISSN 2224-5278 (Print)

Редакторы: *М.С. Ахметова, А. Ботанқызы, Д.С. Аленов, Р.Ж. Мрзабаева*

Верстка на компьютере *Г.Д.Жадыранова*

Подписано в печать 19.04.2022.

Формат 70x90^{1/16}. Бумага офсетная. Печать – ризограф.

11,5 п.л. Тираж 300. Заказ 2.